



Single-mode break-out cable

Single-mode connectorized break-out cable

A break-out cable contains individual fibers (each with kevlar and individual jacketing) together with a strength member which are bundled in an outer jacket. It can be pre-connectorized at one or both ends.

Break-out cable is typically used indoors

- between an optical distribution frame and an electronic equipment rack
- between two electronic equipment racks.

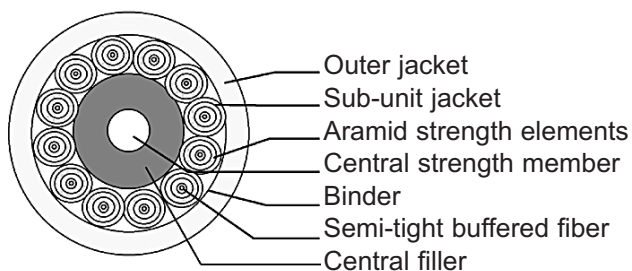
A break-out cable design can offer advantages over standard patchcords because it eliminates the need for a fiber-optic ducting system. These cables are particularly effective when equipment racks are distributed over a large area (for example several floors in a large building). The end of the break-out cable behaves like a standard single pigtail. The outer jacket of the cable can be stripped back in the field to offer additional flexibility.

Cables are available with a wide variety of fiber counts and connector types.


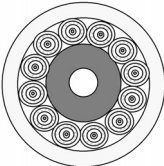
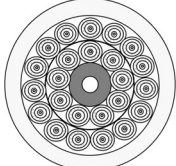

They are delivered on a drum to facilitate a fast, safe and easy installation.

All break-out cable assemblies are compatible with the Tyco Electronics FIST system.

Cable construction



Dimensions (sizing in mm)

	4F	12F	24F	6 x 2F (MT-RJ)
Outside diameter	7.2	12	14	9.9
Sub-unit diameter	2.0	2.0	2.0	2.0
				

OCB X - X - XX - XXX X - XX ASGA - XX

Connectorized simplex cable type

P Pigtail
J Jumper

Ferrule centering method

T Tuned SC, FC, LC
U Untuned MT-RJ
C Centered E2000
M Multimode

Connector type at end 1

		Connector type				
Min.return loss	SC	FC	E2000	LC	MT-RJ	
45 dB (PC)	S0	F0				
50 dB (UPC)	S1	F1		L1		
60 dB (APC 8°)	S2	F2	E9	L2		
60 dB (APC 9°)	S3					
male						RB
female						RD
MM	S5	F5	E5	L5		

Connector type at end 2

Same options as for connector type at end 1.
Select **XX** in case of a pigtail.

Fiber type

ASGA Single mode, semi-tight
2.0 mm, LSZH jacket

Fiber count

4 Not for MT-RJ
12
24 Not for MT-RJ

Cable length unit

M Meter
D Decimeter (for jumpers only)

Cable length

001, 002, ... 010, ...
always use 3 digits for cable length

FIST, TE (logo) and Tyco Electronics are trademarks of the Tyco Electronics group of companies and its licensors.

The information given herein, including drawings, illustrations and schematics which are intended for illustration purposes only, is believed to be reliable. However, Tyco Electronics makes no warranties as to its accuracy or completeness and disclaims any liability in connection with its use. Tyco Electronics' obligations shall only be as set forth in Tyco Electronics' Standard Terms and Conditions of Sale for this product and in no case will Tyco Electronics be liable for any incidental, indirect or consequential damages arising out of the sale, resale, use or misuse of the product. Users of Tyco Electronics products should make their own evaluation to determine the suitability of each such product for the specific application.

Tyco Electronics Raychem bvba

Diestsesteenweg 692

3010 Kessel-Lo, Belgium

Tel 32-16 351 011 (USA)1-919-557-8900

Fax 32-16 351 697 (USA)1-919-557-8498

www.tycoelectronics.com

www.telecomosp.com

TC 582/DS/5 11/09