

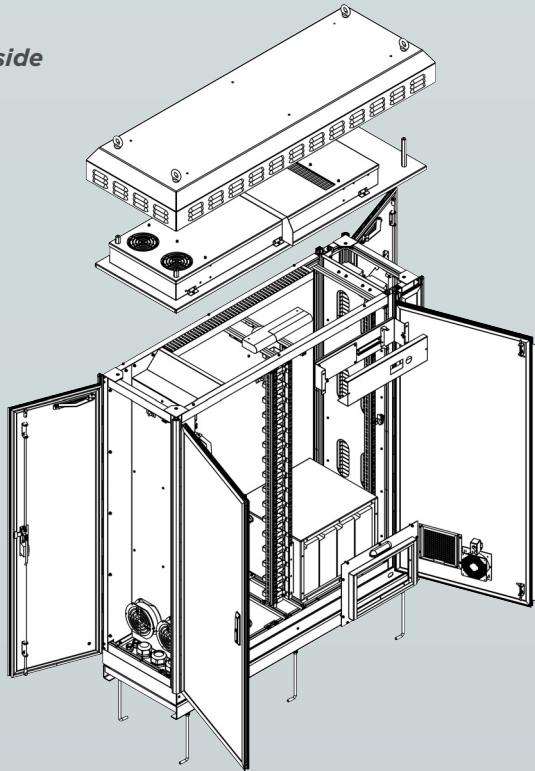


## **FIST-CAB3**

Street cabinet for broadband applications

# Technical specifications

3D view left side



## Mechanical stable double wall aluminum construction

- Profile frame in aluminum AlMgSi05
- Double wall panels in aluminum AlMgSi05
- All other elements in exposed to external environmental conditions are stainless steel 304 and 316
- Cabinet dimensions can be elaborated per millimeter

## Surface treatment

- All aluminum parts are passivated according DIN 50939
- Electro-static epoxy powder coated 80-110 microns

## Construction details and cabinet options

- Closing of all gaps
- Special handle and locking device
- Standard or electronic lock
- Extra reinforcements in cabinet profiles
- No mounting screws outside the enclosure
- Use of security screws or hidden screws
- Full length closed hinge
- Integrated EMC shielding
- Grounding bracket
- Copper and fiber cable termination kits
- Sensors (temperature, access, humidity, fire...)
- Lifting eyes
- Ventilated battery compartment
- Heater module managed by low temperature / humidity sensor
- Computer / laptop table
- Document holder
- Cabinet labeling and identification
- Etc...

# Applications

## Active cabinets



XDSL cabinet  
On top of copper cross connect

Distribution and splicing



Remote central office



XDSL cabinet  
Overbuild copper cross connect



XDSL cabinet  
Next to copper cross connect

# Cabinet layout

The outdoor cabinet FIST-CAB3 concept is suitable to house active as well as passive equipment in a telecommunication network.

It is constructed out of aluminum profile frames and double wall panels (AlMgSi05). All other elements in exposed to external environmental conditions are stainless steel 304 and 316.

Cabinet dimensions can be elaborated per millimeter according to the specific needs of the customer.

The cabinet concept is modular and allows replacing all different parts in case of damage, caused eg. by car accident. Also the cooling devices can be replaced or exchanged in accordance to the thermal needs inside the cabinet.



**Thermal management module**



Optical fiber distribution

WiFi

Rectifier and control modules

AC distribution


Automatic copper cross connect


Free space future expansion



## **Fiber termination side**

- Entry modules suitable for different cable types, included blown fiber to have a maximum of flexibility
- FIST fiber management system for splicing fibers
- Space for mounting optical elements termination according customer needs
- Space for guiding fiber and elements for over-length storage






Broadband telecom equipment (DSL)

Broadband telecom equipment (DSL)

Batteries



Intermediate fixation plate template

Concrete sockle

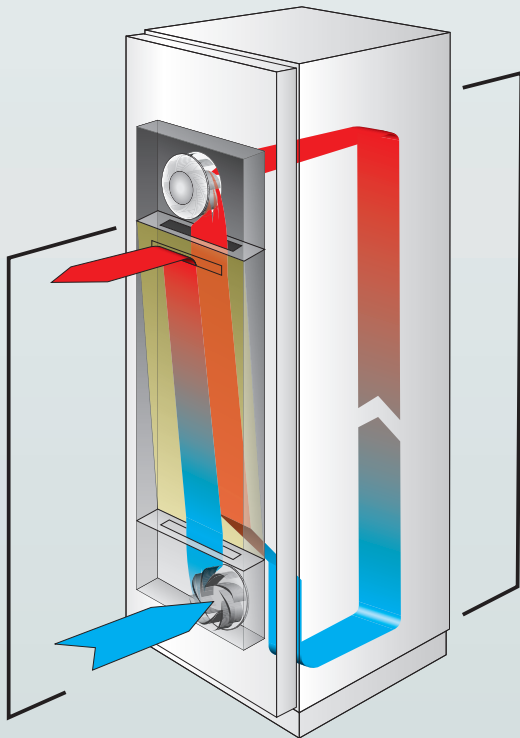


### Copper pair termination side

- Cable entry via bottom entry plate. For maximum flexibility during field installation, the entry plate is foreseen from sealed glands according customer specifications
- Pre installed connector supports brackets and copper pair cable ducts according to customer specifications


# Thermal management

## Heat exchanger



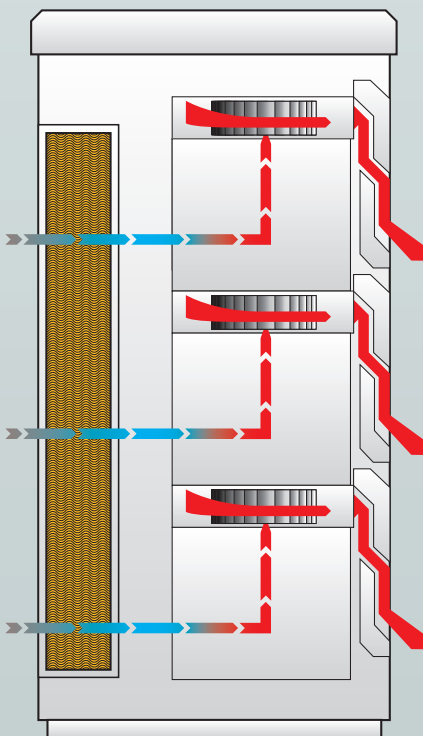
- Strictly separated airflow (opposite airflow)
- Capacity ranging from 25 - 90 Watt/K
- Fan-speed managed by control unit which results in longer lifetime
- External protection degree IP55 according 60529
- EMC protection level according ETS 300 342-2
- Easy maintenance

## Natural convection



- Cooling capacity 5,5 W/K°m<sup>2</sup>

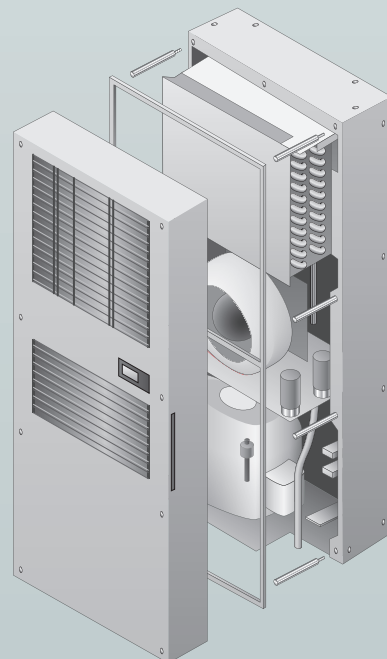
## Membrane filter cooling



- Guaranteed cooling capacity, modular and powerful
- Inside temperature max. 3°C above outside temperature
- Economical in operation and maintenance.
- External protection degree IP55 according 60529
- EMC protection level according ETS 300 342-2
- Less in volume
- Approved by several telecom customers

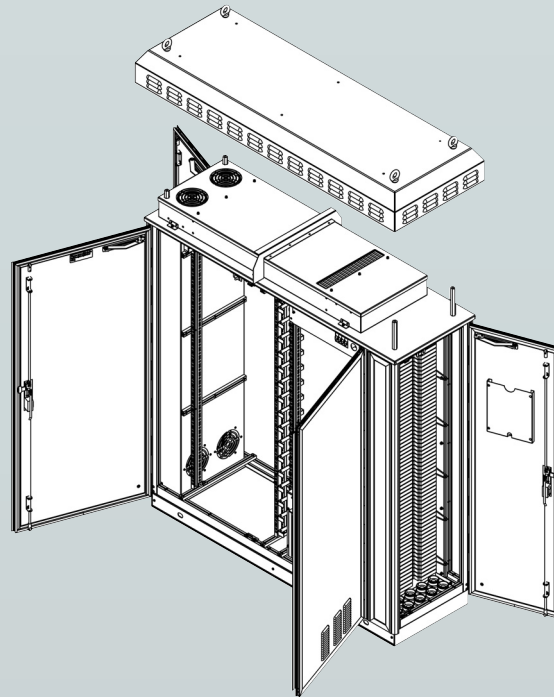
## Air-conditioning

- Needed when inside compartment needs to be cooled below outside temperature
- Developed according the customer needs
- Cooling capacity ranging from 500 - 2000W



# Mechanical concept

3D view right side



## Protection level

- IP55 sealing (EPDM)
- IK10 mechanical resistance
- Integrated EMC shielding: gaskets

## According ETSI 300 019-1-4

- Earthquake protection seismic zone 4
- Good heat dissipation and preventing condensation inside the cabinet
- Thermal natural ventilation due to double walls concept
- Isolation foam build inside roof for reducing influence of sun irradiation
- According ETSI class 4.1.E requirements

## Electrical options

- Bonding and earthing according ITU-T recommendation K35
- Energy distribution according to customer needs at 48V
- Rectifiers ranging from 100W up to 2000W or more
- Battery back up
- Battery groups 4 strings of 12 V (48V)
- Control and management units

## Anti vandalism protection

- According EN 61969-3:2001 and EN 50102:1995
- Special kit that can be added to the design of the cabinet

TE Connectivity products deliver a competitive advantage by meeting stringent demands for performance and reliability.

Innovative TE Connectivity components and systems are used in telecommunications, electronics, transportation, infrastructure and energy networks markets throughout the world.

---

FIST, TE (logo) and TE Connectivity are trademarks of the TE Connectivity group of companies and its licensors.

The information given herein, including drawings, illustrations and schematics which are intended for illustration purposes only, is believed to be reliable. However, TE Connectivity makes no warranties as to its accuracy or completeness and disclaims any liability in connection with its use. TE Connectivity's obligations shall only be as set forth in TE Connectivity's Standard Terms and Conditions of Sale for this product and in no case will TE Connectivity be liable for any incidental, indirect or consequential damages arising out of the sale, resale, use or misuse of the product. Users of TE Connectivity products should make their own evaluation to determine the suitability of each such product for the specific application.

Tyco Electronics Raychem bvba

Diestsesteenweg 692

3010 Kessel-Lo, Belgium

Tel 32-16 351 011 (USA)1-919-557-8900

Fax 32-16 351 697 (USA)1-919-557-8498

[www.te.com](http://www.te.com)

[www.telecomnetworks.com](http://www.telecomnetworks.com)

TC 1037/BR/2 04/12

