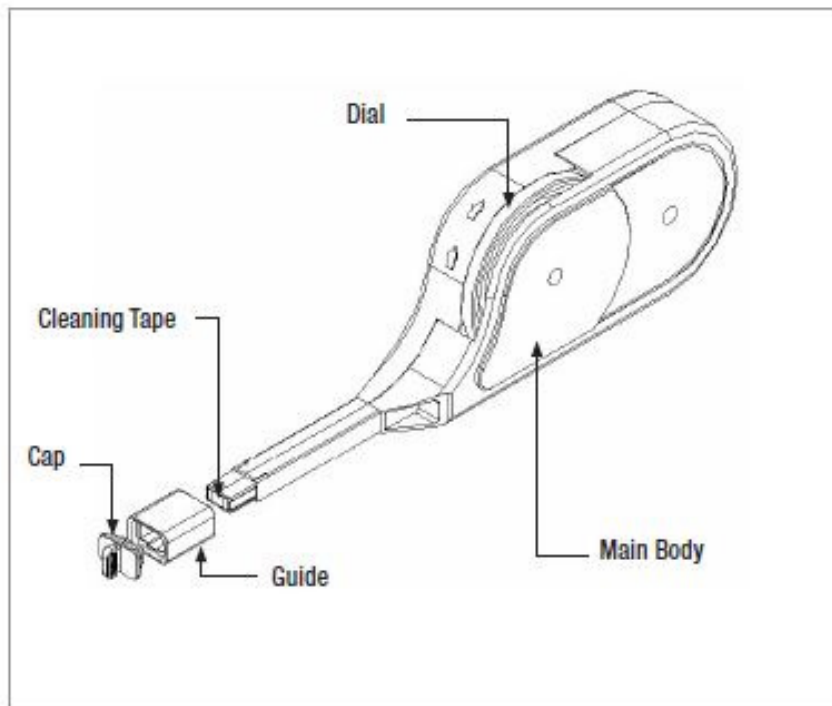


MPO Cleaner Operating Instructions



The MPO Cleaner is a high-performance device designed for cleaning the ferrule endfaces of MPO (MTP®) connectors either in Back-plane applications or connectors alone. This tool cleans the fiber endface without the use of alcohol. It also effectively cleans all 12 fibers at once.

Safety Precautions

- MPO CLEANER is designed to clean MPO connectors only. AFL telecommunications is not liable for damages caused in attempt to apply this device to other applications.
- Do not allow bending or slanting of cleaning device during operation.
- Do not over exert force on device as it may cause damage to nearby components.
- Do not turn the dial in the reverse direction, this will damage the device.
- Contact technical support if device fails to operate correctly.

General Precautions

- Do not disassemble MPO Cleaner. It contains no user serviceable parts.
- Do not perform cleaning of connectors when contaminations or dirt can be seen visually on the cleaning tape.
- Cleaning ability of the device will decrease once cleaning tape is reused.
- Do not pull on cleaning tape as it may damage the device. Use the dial only!

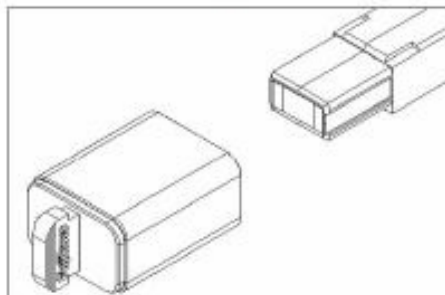
Storage of Device

- Do not expose this device to direct sunlight, high temperature, or wet environment.
- Device should be capped at all times when it is not used.

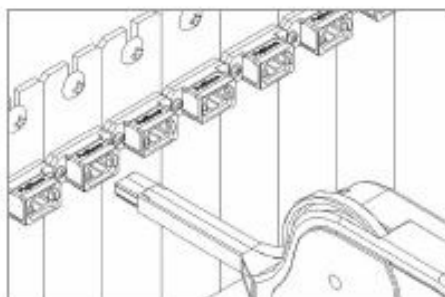
continued on the next page

MPO Cleaner Operating Instructions

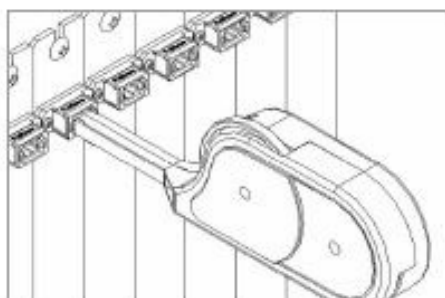
Cleaning Back-plane Adapters



Remove cap & guide

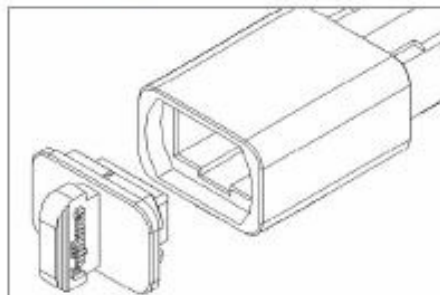


Insert tip of cleaner into adapter

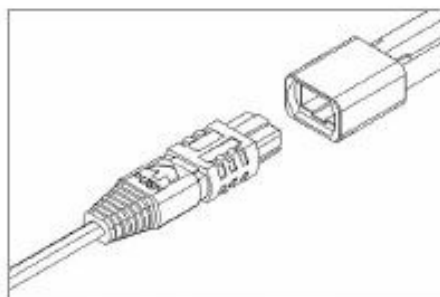


- 1 Push lightly and hold against adapter
- 2 Turn the dial to commence cleaning
- 3 Cleaning is completed upon hearing "click" from the devices

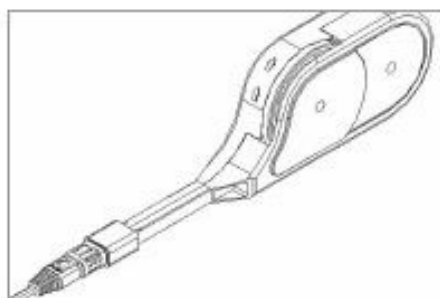
Cleaning Connectors



Remove cap only



Insert MPO connector to cavity of guide



- 1 Push lightly and hold against connector
- 2 Turn the dial to commence cleaning
- 3 Cleaning is completed upon hearing "click" from the device